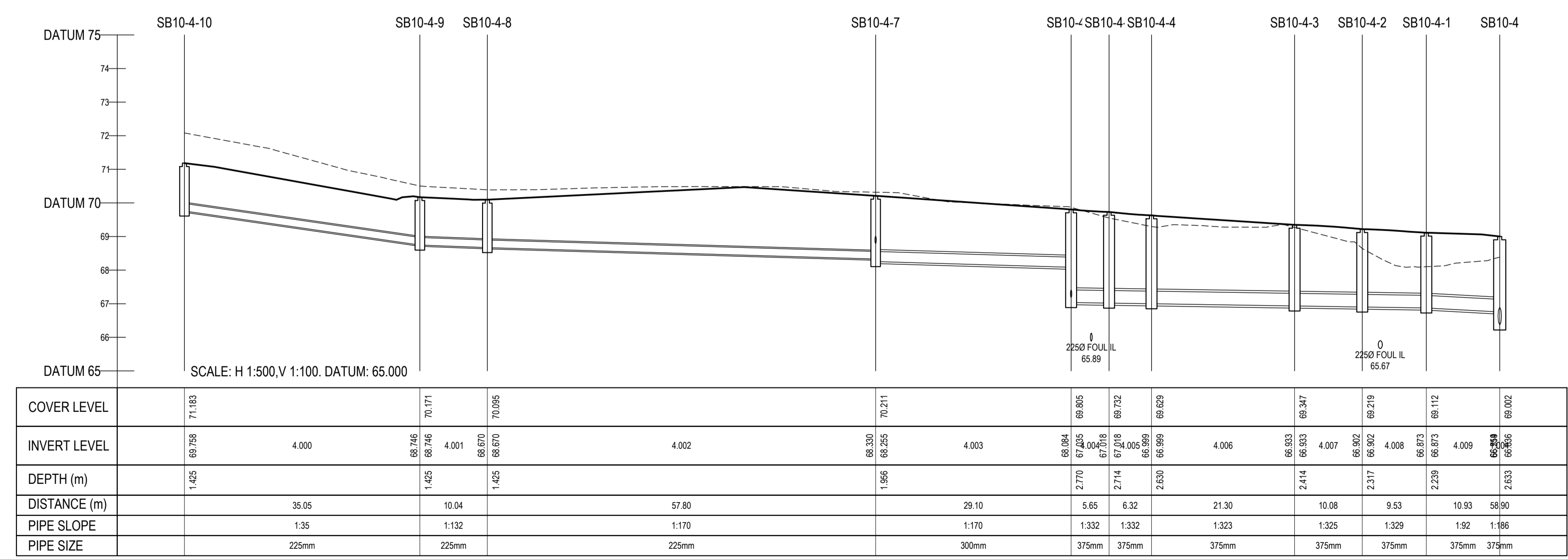
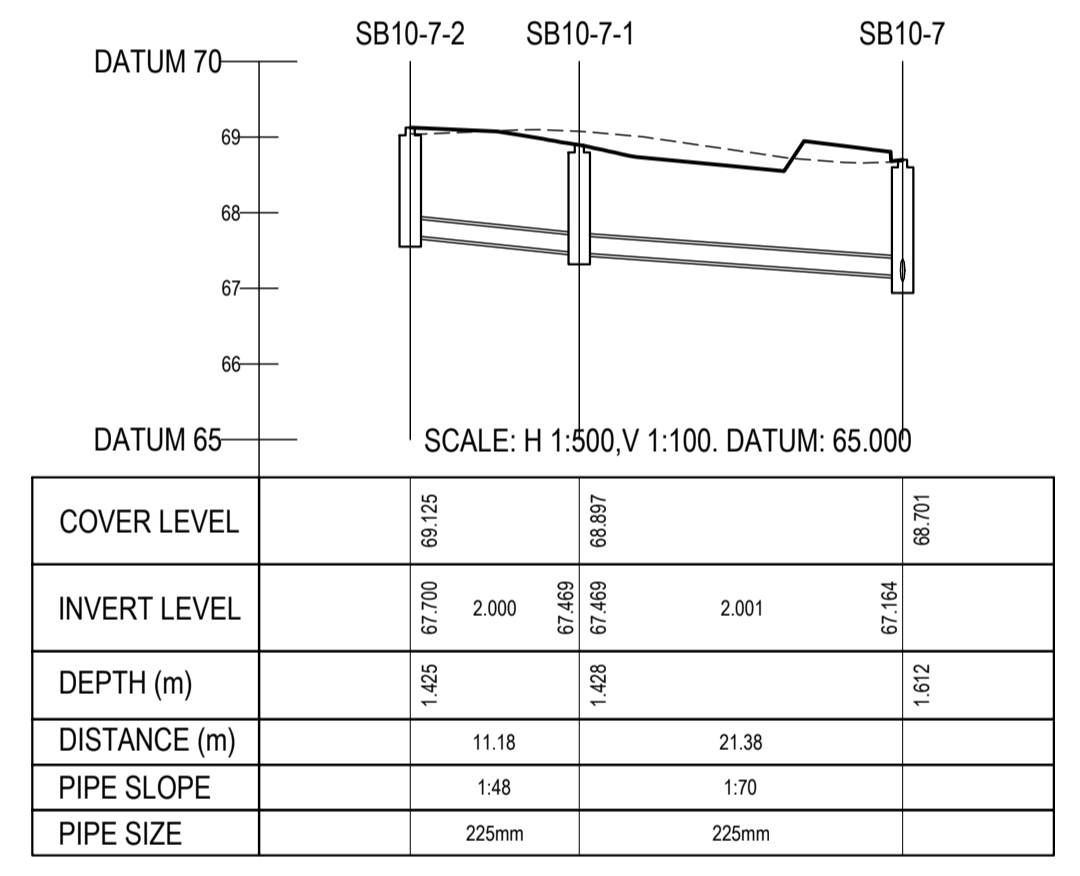
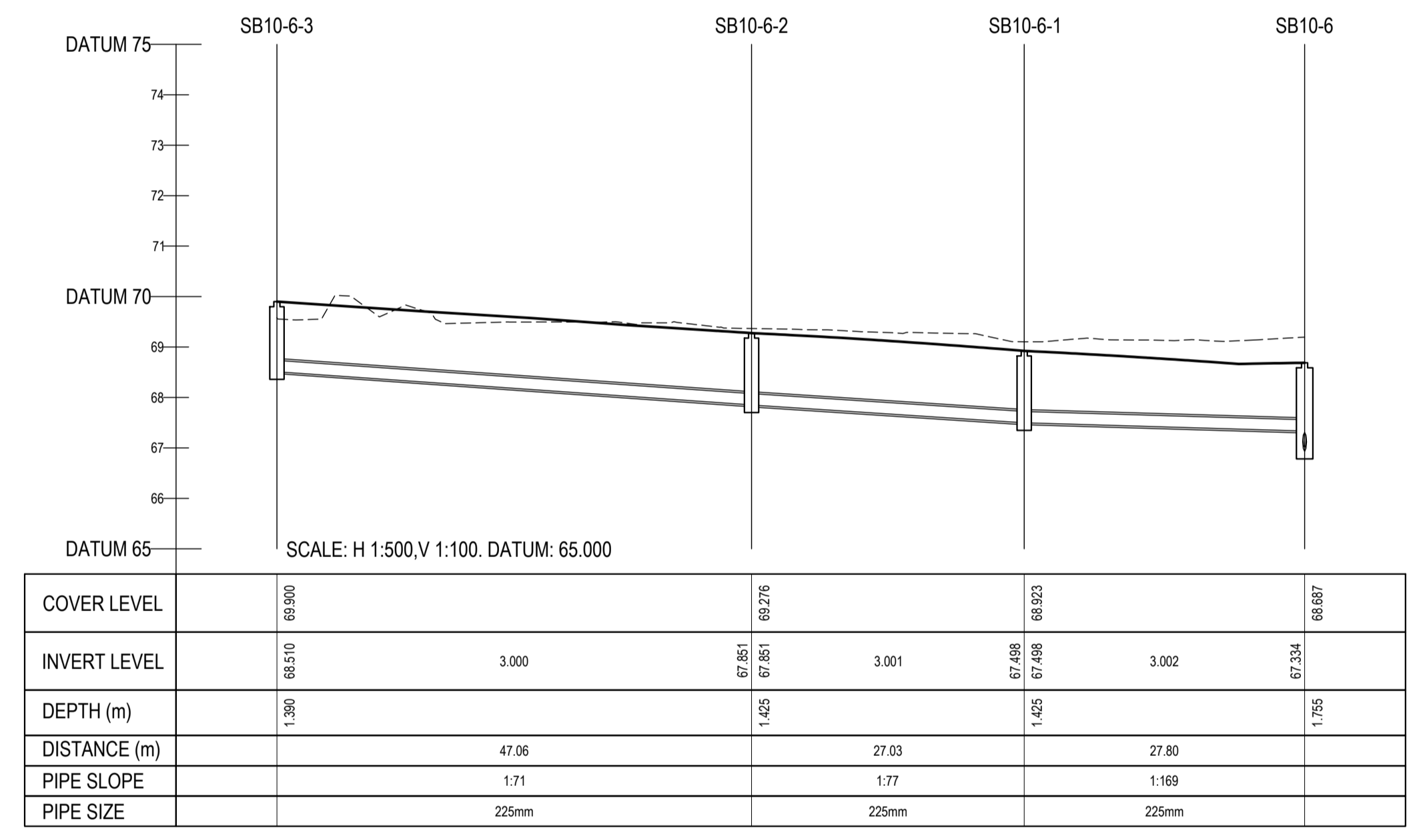
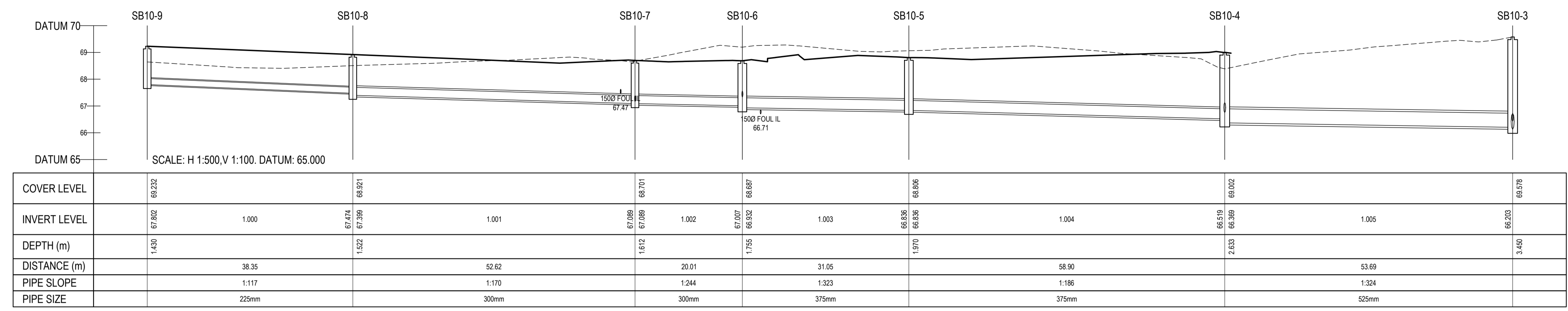


© COPYRIGHT OF THIS DRAWING IS RESERVED BY DBFL CONSULTING ENGINEERS. NO PART SHALL BE REPRODUCED OR TRANSMITTED WITHOUT THEIR WRITTEN PERMISSION.

NO CHANGES OF WHATSOEVER NATURE ARE TO BE MADE TO ANY DETAILS SET OUT OR CONTAINED IN ANY DBFL SPECIFICATIONS OR DRAWINGS UNLESS THE EXPRESS CONSENT HAS BEEN OBTAINED IN ADVANCE, IN WRITING, FROM DBFL.

- NOTES:
- ALL DRAWINGS TO BE CHECKED BY CONTRACTOR ON SITE AND ENGINEER INFORMED OF DISCREPANCIES BEFORE WORK COMMENCES
 - ALL LEVELS ARE IN METRES AND ARE RELATED TO ORDINANCE DATUM
 - CONTRACTOR SHALL SATISFY HIMSELF AS TO THE ACCURACY OF PAVEMENT LEVELS ON SITE PRIOR TO COMMENCEMENT OF WORKS ON SITE
 - ALL WORKS TO BE CONSTRUCTED IN ACCORDANCE WITH THE NRA SPECIFICATION FOR ROAD WORKS UNLESS NOTED OTHERWISE
 - THIS DRAWING IS FOR PLANNING PURPOSES ONLY
 - MANHOLE COVER LEVELS ARE TO CONFORM WITH FINISHED ROAD AND PATH LEVELS
 - WHERE COVER TO PIPE IS LESS THAN 1200mm (ROAD/PATH/VERGE) OR 900mm (OPEN SPACE) SURROUND PIPE IN MINIMUM 150mm CONCRETE



KEY
 - - - - - EXISTING GROUND PROFILE
 _____ PROPOSED GROUND PROFILE

P01	01-09-22	STAGE 3 SHD PLANNING	GMC	BCM
rev	date	description	by	chkd.
client approval		A - Approved		
		B - Approved with comments		
		C - Do not use		
suitability		issue purpose		
S2 - INFORMATION		PLANNING		

DBFL Consulting Engineers
 Civil, Structural & Transportation Engineering
 www.dbfl.ie

DUBLIN OFFICE: Ormond House, Upper Ormond Quay, Dublin 7, D07 W704
 PHONE: +353 (0)1 454 4000

CORK OFFICE: Phoenix House, Monahan Road, Cork, T12 H1XV
 PHONE: +353 (0)21 2054538

WATERFORD OFFICE: Suite 10 The Arkun, Maritime Gate, Canada Street, Waterford, X91 W028
 PHONE: +353 (0)51 309 500

project ref.

ASHBOURNE SHD

drawing title

LONGITUDINAL SECTIONS THROUGH SURFACE WATER SHEET 7

client

ARNUB LTD. & ASPECT HOMES (ADC) LTD

designed by
 BCM

author
 GMC

scale
 H 1:500, V 1:100

sheet size
 A1

drawing no.
 200059-DBFL-SW-SP-DR-C-3307

revision
 P01